

Assets	30/06/2017 Unaudited '000 USD	31/12/2016 Audited '000 USD
Cash and deposits with Central Bank of Lebanon	1,112,510	1,133,868
Deposits with banks and financial institutions	272,604	198,039
Loans to banks and financial institutions	35,972	1,000
Shares and participations at fair value through profit & loss	28,034	29,807
Bonds & other financial assets at fair value through profit & loss	294,348	403,674
Loans and advances to customers	1,042,536	970,122
Loans and advances to related parties	55,165	53,514
Customers' liability under acceptances	42,199	24,663
Financial assets at amortized cost	1,526,771	1,536,177
Financial asset at fair value through other comprehensive income	17,262	19,010
Investment in and loan to an associate	160	160
Assets acquired in satisfaction of debts	5,799	4,511
Property and equipment	89,675	77,548
Intangible assets	78	212
Other assets	44,415	30,769
Goodwill	17,914	17,914
Total Assets	4,585,442	4,500,988
FINANCIAL INSTRUMENTS WITH OFF-BALANCE SHEET RISK:		
Guarantees and standby letters of credit	78,292	55,413
Documentary and commercial letters of credit	35,155	26,579
Forward exchange contracts	114,556	115,445
FIDUCIARY DEPOSITS AND ASSETS UNDER MANAGEMENT	496,324	478,340

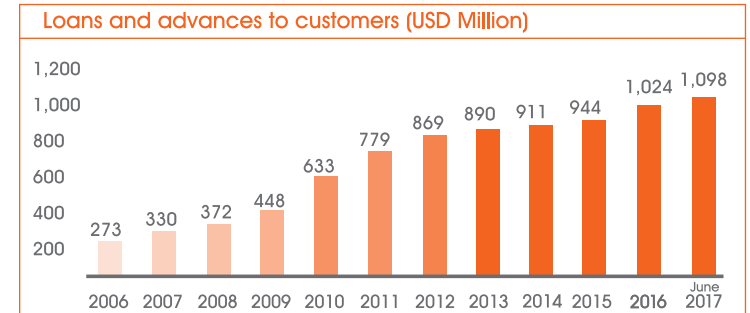
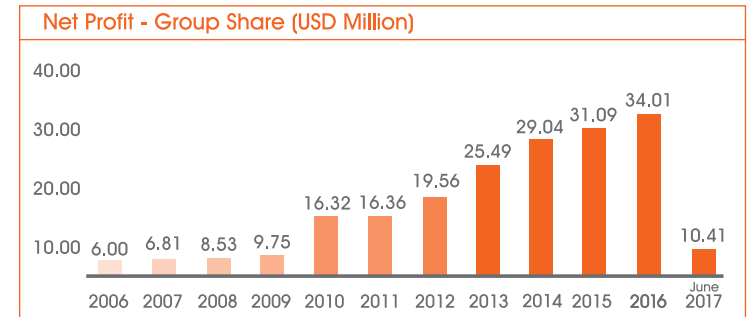
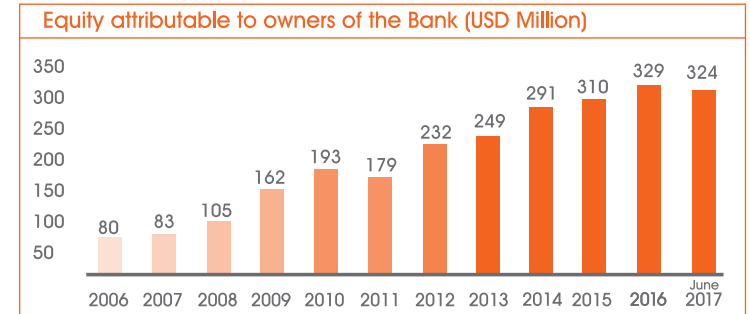
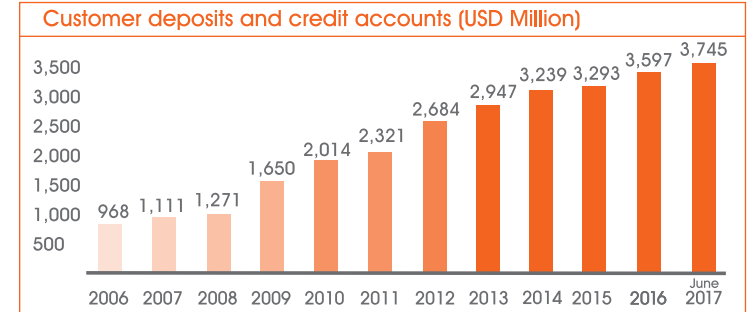
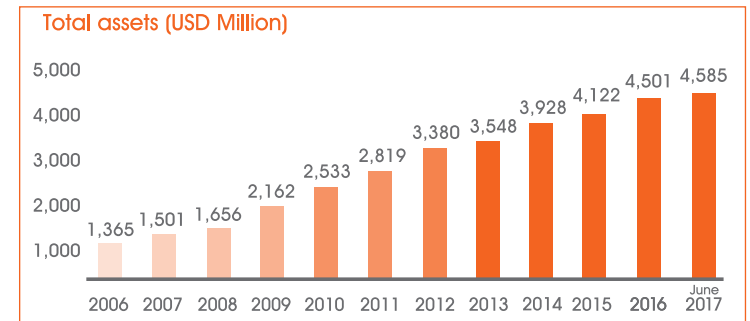
Liabilities	30/06/2017 Unaudited '000 USD	31/12/2016 Audited '000 USD
Deposits and borrowings from banks and financial institutions	187,787	311,575
Customer deposits at amortized cost	3,745,533	3,597,222
Liability under acceptance	42,199	24,663
Other liabilities	163,616	120,807
Provisions	7,081	7,184
Cumulative preferred shares	995	995
Additional paid-in-capital cumulative preferred shares	14,455	14,372
Total Liabilities	4,161,666	4,076,818
Deposits blocked for issuance of preferred shares	-	-
Equity		
Capital	107,662	107,662
Additional paid-in-capital common shares	26,482	26,482
Preferred shares	3,317	3,317
Additional paid-in-capital preferred shares	46,686	46,686
Legal reserves	17,552	14,892
Reserve for general banking risks	38,738	34,688
General reserve for performing loans	5,110	1,306
Reserve for assets acquired in satisfaction of loans	1,015	873
Cumulative change in fair value of investment securities	-	-
Retained earnings	66,884	59,061
Profit for the year	10,408	34,013
Equity attributable to owners of the Bank	323,854	328,980
Non-controlling interests	99,922	95,190
Total Equity	423,776	424,170
Total Liabilities and Equity	4,585,442	4,500,988

Key Figures:

- Growth of Total Assets YTD: 1.88%
- Growth of Deposits YTD: 4.12%
- Growth of Loans and advances YTD: 7.24%
- Growth of Shareholders' equity YTD: -1.46%
- Growth of Net profit - Group share YTY: -15.97%

Income Statement	30/06/2017 Unaudited '000 USD	30/06/2016 Unaudited '000 USD
Interest income	112,790	102,345
Interest expense	(87,051)	(80,378)
Net interest income	25,739	21,967
Fee and commission income	5,651	5,754
Fee and commission expense	(1,754)	(1,786)
Net fee and commission income	3,897	3,968
Net interest and gain or loss on financial assets at fair value through profit or loss	16,222	20,053
Other operating income (net)	1,590	2,512
Net financial income	47,448	48,500
Allowance for impairment of loans and advances to customers	(395)	(201)
Net financial revenues after impairment charge	47,053	48,299
Staff costs	(18,299)	(18,953)
Administrative expenses	(10,246)	(9,342)
Depreciation of tangible fixed assets	(1,752)	(1,415)
Amortization of intangible assets	(6)	(6)
Total operating expenses	(30,303)	(29,716)
Operating Profit	16,750	18,583
Net gain or loss from sale or disposal of other assets	(104)	-
Profit before income tax	16,646	18,583
Income tax	(3,027)	(3,017)
Profit after tax from operating activities	13,619	15,566
Profit for the year	13,619	15,566
Net profit - Non-controlling interests	3,211	3,179
Net profit - Group share	10,408	12,387

Auditors:

 Deloitte & Touche
 Fiduciaire du Moyen-Orient


FIRST NATIONAL BANK

fnb.com.lb